


★ Metal-headed

 Flushbutton NP2-BA □□ P16	 φ 40mm mushroom button NP2-BC □□ P19	 φ 60mm mushroom button NP2-BR □□ P19	 Mushroom button, stay-up, rotated to reset NP2-BS □□ P20	 Selector button with rotary knob NP2-BD □□ P21	 Selector button with rotary handle NP2-BJ □□ P21
 Key switch NP2-BG □□ P21	 Double-headed button NP2-BL8 □□□ P29	 Illuminated button NP2-BW3 □□□ P29	 Illuminated double- headed button NP2-BW8 □□□ P29	 Indicator light NP2-BV □□ P29	

★ Plastic-headed

 Flushbutton NP2-EA □□ P22	 φ 40mm mushroom button NP2-EC □□ P24	 φ 60mm mushroom button NP2-ER □□ P24	 Mushroom button, stay-up, rotated to reset NP2-ES □□ P26	 Selector button with rotary knob NP2-ED □□ P27	 Selector button with rotary handle NP2-EJ □□ P27
 Key switch NP2-EG □□ P28	 Double-headed button NP2-EL8 □□□ P25	 Illuminated button NP2-EW3 □□□ P23	 Illuminated double-headed button NP2-EW8 □□□ P25	 Indicator light NP2-EV □□ P26	 Economic indicator light NP2-EV1 □□ P27

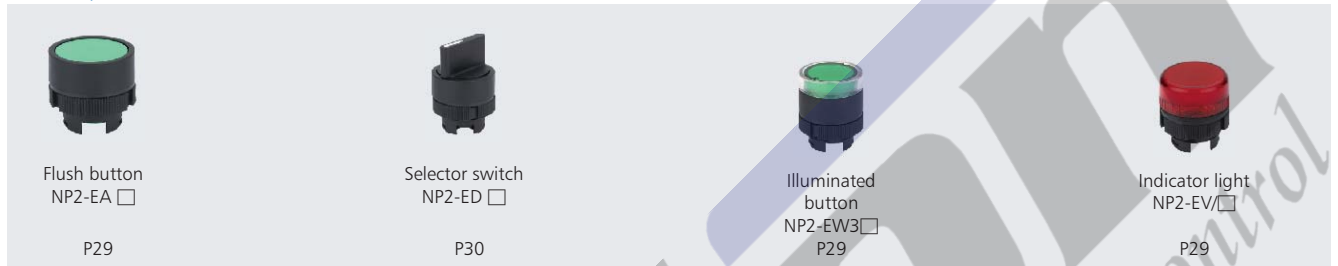
Seperated modulars Head

★ Head-metal

 Flush button NP2-BA □ P29	 Illuminated button NP2-BW3 □ P29	 Illuminated button NP2-EW3 □ P29	 Selector switch NP2-BD □ P30	 Key switch NP2-BG □ P30
--	---	---	---	--



★ Head-plastic



Adaptor

Metal

Plastic

Base



Accessories

Bulbs

Warning Label

Water-proof enclosure





NP2 Pilot Device

1. General information

Electric ratings: AC50/60Hz, AC380V/DC220V;
Degree of protection: IP40
Standard: IEC/EN60947-5-1

2. Working & mounting conditions

- 2.1 Ambient temperature is $-5^{\circ}\text{C} \sim +40^{\circ}\text{C}$, the average temperature during 24 hours couldn't exceed $+35^{\circ}\text{C}$.
- 2.2 Altitude: $\leq 2000\text{m}$.
- 2.3 Atmosphere condition: Relative humidity of the atmosphere couldn't exceed 50% when the highest temperature is $+40^{\circ}\text{C}$; much higher relative humidity is allowable under the condition of lower temperature, for example, when the temperature reaches $+20^{\circ}\text{C}$, the relative humidity is up to 90%. As for dews, which contingently appear due to change of temperature, special steps should be taken.
- 2.4 Pollution degree: 3
- 2.5 Overvoltage category: II

3. Technical data

- 3.1 Rated insulation voltage U_i : 415V
3.2 Conventional thermal current I_{th} : 10A

Rated operational voltage U_e (V)	Rated operational current I_e (A)	
	AC-15	DC-13
415	1.9	-
240	3	0.27
125	-	0.55

3.3 Durability

Electric life: Flush-headed and mushroom-headed type: AC 5×10^5 operation circles, DC 2×10^5 operation circles; other type: 1×10^5 operation circles;
Mechanical life: flush-headed and mushroom-headed type: 1 million operation circles, button with light: 3×10^5 operation circles; other type: 1×10^5 operation circles.

4. Data of lamps of illuminated button

Basic parameters	Direct type
	LED lamp
Rated operational current I_e	$I_e \leq 20\text{mA}$
Rated operational voltage (V)	AC/DC 6, 12, 24, 48, 110, 230
	Transformer type 6V LED lamp
Power supply rated operational current I_e	$I_e \leq 20\text{mA}$
Rated operational voltage (V)	AC/DC 230, 380

5. Features

- 5.1 No-dismounting of the button from the front side thanks to anti-moving operating part of metal type button;
- 5.2 Reliable contacting could be ensured because of dual functions of circuit switching and self-cleaning for all contacting points;
- 5.3 NC and NO contacting assemblies are independent to each other, and could be freely combined for convenient replacement;
- 5.4 Concealed connection terminals make the operation safe and reliable. Elegant appearance due to adoption of Aluminum and Zinc alloy in metal type button operating parts and bases;



Pushbuttons



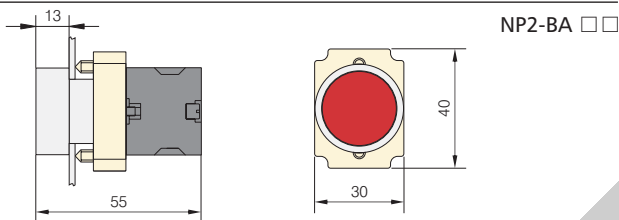
6. NP2 Pilot Device (Drill Plan $\phi 22.3$)

★ Momentary Flush Pushbutton (Non-illuminated)

NP2-BA □□	Model	Color	↖	↗
	NP2-BA11	○	1	—
	NP2-BA21	●	1	—
	NP2-BA31	●	1	—
	NP2-BA41	●	1	—
	NP2-BA51	●	1	—
	NP2-BA61	●	1	—
	NP2-BA12	○	—	1
	NP2-BA22	●	—	1
	NP2-BA32	●	—	1
	NP2-BA42	●	—	1
	NP2-BA52	●	—	1
	NP2-BA62	●	—	1



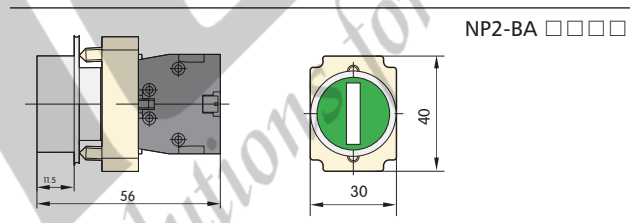
Dimensions (mm)



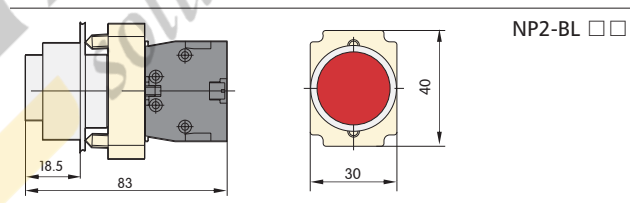
NP2-BA □□	Model	Color	↖	↗
	NP2-BA13	○	2	—
	NP2-BA23	●	2	—
	NP2-BA33	●	2	—
	NP2-BA43	●	2	—
	NP2-BA53	●	2	—
	NP2-BA63	●	2	—
	NP2-BA14	○	—	2
	NP2-BA24	●	—	2
	NP2-BA34	●	—	2
	NP2-BA44	●	—	2
	NP2-BA54	●	—	2
	NP2-BA64	●	—	2
	NP2-BA15	○	1	1
	NP2-BA25	●	1	1
	NP2-BA35	●	1	1
	NP2-BA45	●	1	1
	NP2-BA55	●	1	1
	NP2-BA65	●	1	1



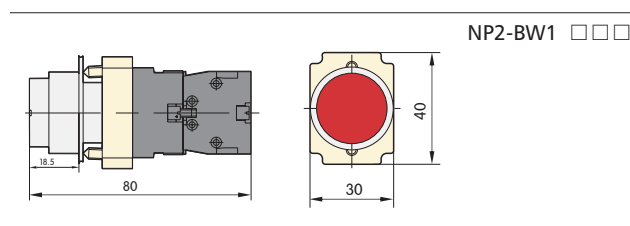
NP2-BA □□□□	Model	Color	↖	↗
	NP2-BA3311	●	1	—
	NP2-BA2365	⏏	1	1
	NP2-BA4322	○	—	1
	NP2-BA2351	⏏	1	—
	NP2-BA1345	⏏	1	1



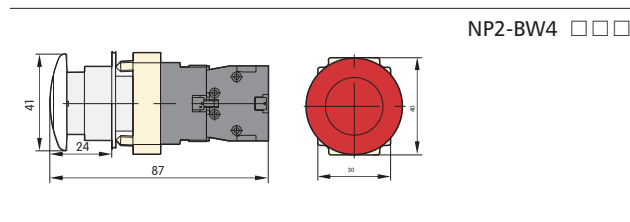
NP2-BL □□	Model	Color	↖	↗
	NP2-BL42	●	—	1
	NP2-BL31	●	1	—
	NP2-BL55	●	1	1
	NP2-BL65	●	1	1
	NP2-BL15	○	1	1
	NP2-BL21	●	1	—



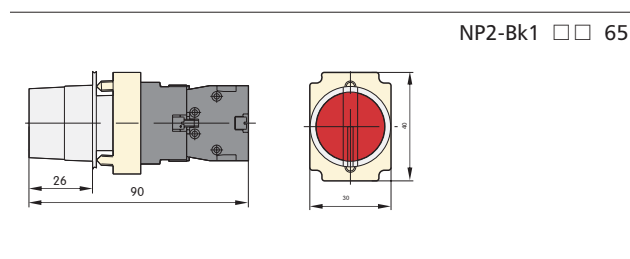
NP2-BA □□	Model	Color	↖	↗	Note
	NP2-BW1161 6V	○	1	—	Direct, 6V~380V
	NP2-BW1361 6V	●	1	—	
	NP2-BW1462 6V	●	—	1	
	NP2-BW1561 6V	●	1	—	
	NP2-BW1661 6V	●	1	—	





NP2-BA □□	Model	Color	↖	↗	Note
	NP2-BW4161 6V	○	1	—	Direct, 6V~380V
	NP2-BW4361 6V	●	1	—	
	NP2-BW4462 6V	●	—	1	
	NP2-BW4561 6V	●	1	—	
	NP2-BW4661 6V	●	1	—	



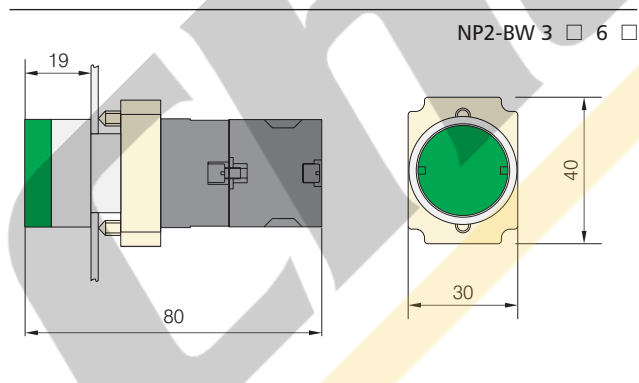
NP2-BA □□	Model	Color	↖	↗	Note
	NP2-BK12365 6V	●	1	1	Two-position locked
	NP2-BK12465 6V	●	1	1	
	NP2-BK12565 6V	●	1	1	
	NP2-BK13365 6V	●	1	1	
	NP2-BK13465 6V	●	1	1	
	NP2-BK13565 6V	●	1	1	



★ Momentary Flush Pushbutton (Illuminated)

NP2-BW □□	Lamp-Voltage	Model	Color	1	2	
	LED : AC 6V, 12V, 24V, 36V, 48V, 110V, 230V	NP2-BW3161 (LED)	○	1	—	
		NP2-BW3361 (LED)	●	1	—	
		NP2-BW3461 (LED)	●	1	—	
		NP2-BW3561 (LED)	●	1	—	
		NP2-BW3661 (LED)	●	1	—	
		NP2-BW3162 (LED)	○	—	1	1
		NP2-BW3362 (LED)	●	—	1	1
		NP2-BW3462 (LED)	●	—	1	1
		NP2-BW3562 (LED)	●	—	1	1
		NP2-BW3662 (LED)	●	—	1	1
	LED : AC 6V, 12V, 24V, 36V, 48V, 110V, 230V	NP2-BW3163 (LED)	○	2	—	
		NP2-BW3363 (LED)	●	2	—	
		NP2-BW3463 (LED)	●	2	—	
		NP2-BW3563 (LED)	●	2	—	
		NP2-BW3663 (LED)	●	2	—	
		NP2-BW3164 (LED)	○	—	2	2
		NP2-BW3364 (LED)	●	—	2	2
		NP2-BW3464 (LED)	●	—	2	2
		NP2-BW3564 (LED)	●	—	2	2
		NP2-BW3664 (LED)	●	—	2	2
	LED : AC 6V, 12V, 24V, 36V, 48V, 110V, 230V	NP2-BW3165 (LED)	○	1	1	
		NP2-BW3365 (LED)	●	1	1	
		NP2-BW3465 (LED)	●	1	1	
		NP2-BW3565 (LED)	●	1	1	
		NP2-BW3665 (LED)	●	1	1	

Dimensions (mm)

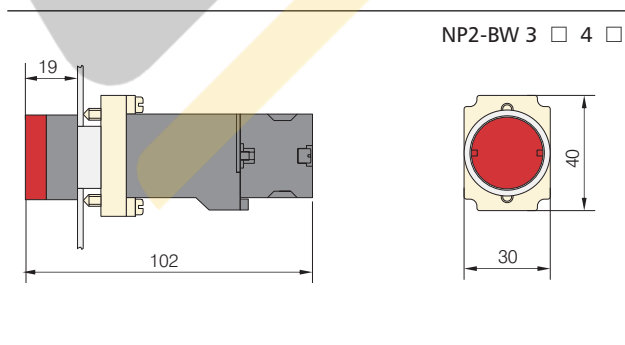


Pushbuttons


★ Momentary Flush Pushbutton (Illuminated)-(transformer type) Momentary Flush Pushbutton (Illuminated)-(transformer type)


NP2-BW □ □	Lamp-Voltage	Model	Color	1	2
		NP2-BW3141	○	1	—
		NP2-BW3341	●	1	—
		NP2-BW3441	●	1	—
		NP2-BW3541	●	1	—
		NP2-BW3641	●	1	—
		NP2-BW3142	○	—	1
		NP2-BW3342	●	—	1
		NP2-BW3442	●	—	1
		NP2-BW3542	●	—	1
	(Transformer Type) INCANDSCANCE: AC 230V & LED: AC 230V	NP2-BW3642	●	—	1
		NP2-BW3143	○	2	—
		NP2-BW3343	●	2	—
		NP2-BW3443	●	2	—
		NP2-BW3543	●	2	—
		NP2-BW3643	●	2	—
		NP2-BW3144	○	—	2
		NP2-BW3344	●	—	2
		NP2-BW3444	●	—	2
		NP2-BW3544	●	—	2
		NP2-BW3644	●	—	2
		NP2-BW3145	○	1	1
		NP2-BW3345	●	1	1
		NP2-BW3445	●	1	1
		NP2-BW3545	●	1	1
		NP2-BW3645	●	1	1
	(Transformer Type) LED: AC 380V	NP2-BW3151	○	1	—
		NP2-BW3351	●	1	—
		NP2-BW3451	●	1	—
		NP2-BW3551	●	1	—
		NP2-BW3651	●	1	—
		NP2-BW3152	○	—	1
		NP2-BW3352	●	—	1
		NP2-BW3452	●	—	1
NP2-BW3552	●	—	1		
NP2-BW3652	●	—	1		

Dimensions (mm)





★ $\phi 40$ Momentary Mushroom head button(non-illuminated)

NP2-BC □□	Model	Color	↖	↗
	NP2-BC11	○	1	—
	NP2-BC21	●	1	—
	NP2-BC31	●	1	—
	NP2-BC41	●	1	—
	NP2-BC51	●	1	—
	NP2-BC61	●	1	—
	NP2-BC12	○	—	1
	NP2-BC22	●	—	1
	NP2-BC32	●	—	1
	NP2-BC42	●	—	1
	NP2-BC52	●	—	1
	NP2-BC62	●	—	1

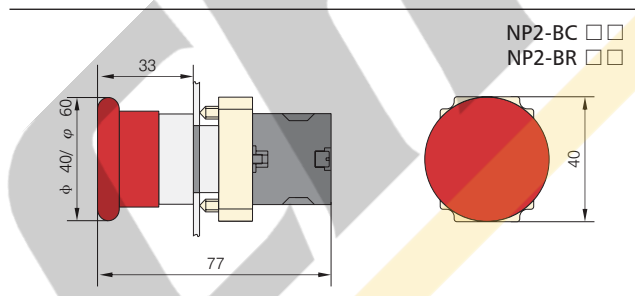
NP2-BC □□	Model	Color	↖	↗
	NP2-BC13	○	2	—
	NP2-BC23	●	2	—
	NP2-BC33	●	2	—
	NP2-BC43	●	2	—
	NP2-BC53	●	2	—
	NP2-BC63	●	2	—
	NP2-BC14	○	—	2
	NP2-BC24	●	—	2
	NP2-BC34	●	—	2
	NP2-BC44	●	—	2
	NP2-BC54	●	—	2
	NP2-BC64	●	—	2
	NP2-BC15	○	1	1
	NP2-BC25	●	1	1
	NP2-BC35	●	1	1
	NP2-BC45	●	1	1
	NP2-BC55	●	1	1
	NP2-BC65	●	1	1

★ $\phi 60$ Momentary Mushroom head button(non-illuminated)


NP2-BR □□	Model	Color	↖	↗
	NP2-BR11	○	1	—
	NP2-BR21	●	1	—
	NP2-BR31	●	1	—
	NP2-BR41	●	1	—
	NP2-BR51	●	1	—
	NP2-BR61	●	1	—
	NP2-BR12	○	—	1
	NP2-BR22	●	—	1
	NP2-BR32	●	—	1
	NP2-BR42	●	—	1
	NP2-BR52	●	—	1
	NP2-BR62	●	—	1

NP2-BR □□	Model	Color	↖	↗
	NP2-BR13	○	2	—
	NP2-BR23	●	2	—
	NP2-BR33	●	2	—
	NP2-BR43	●	2	—
	NP2-BR53	●	2	—
	NP2-BR63	●	2	—
	NP2-BR14	○	—	2
	NP2-BR24	●	—	2
	NP2-BR34	●	—	2
	NP2-BR44	●	—	2
	NP2-BR54	●	—	2
	NP2-BR64	●	—	2
	NP2-BR15	○	1	1
	NP2-BR25	●	1	1
	NP2-BR35	●	1	1
	NP2-BR45	●	1	1
	NP2-BR55	●	1	1
	NP2-BR65	●	1	1

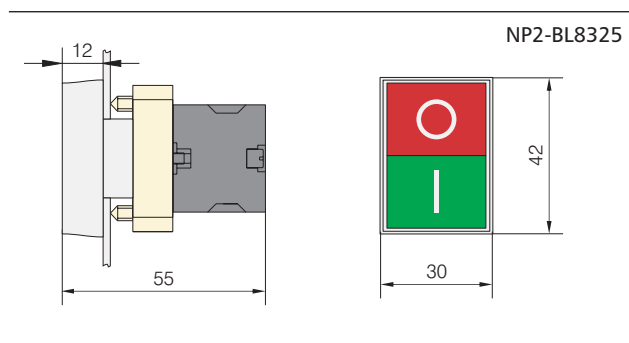
Dimensions (mm)



★ Double-headed flush momentary button (Non-illuminated)

NP2-BL8 □□	Lamp-Voltage	Model	Color	↖	↗
	-----	NP2-BL8325	● + ●	1	1
	-----	NP2-BL8425	● + ●	1	1

Dimensions (mm)



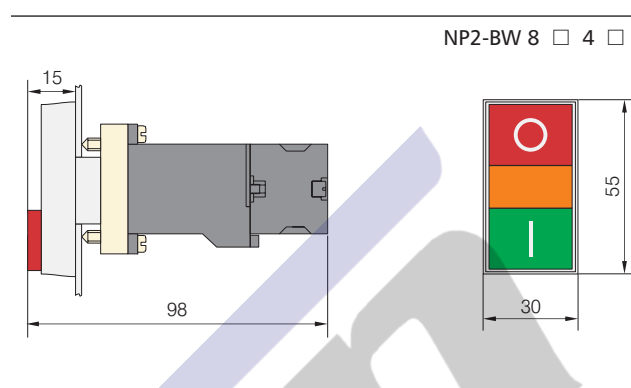
Pushbuttons



★ Double-headed flush momentary button (Illuminated)

NP2-BW8 □□	Lamp-Voltage	Model	Color	↖	↗
	LED : AC 6V, 12V, 24V, 36V, 48V, 110V, 230V	NP2-BW8465	● + ●	1	1
	AC 6V, 12V, 24V, 36V, 48V	NP2-BW8465	● + ●	1	1
	Transformer Type: LED: AC 230V	NP2-BW8445	● + ●	1	1
	Transformer Type: LED: AC 380V	NP2-BW8455	● + ●	1	1

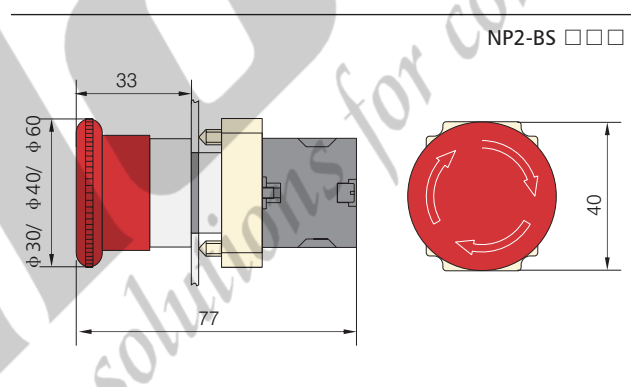
Dimensions (mm)



★ Mushroom button (Emergency Stop button)-(Non-illuminated)

NP2-BS □□	Mushroom-Diameter	Model	Color	↖	↗
	φ 30	NP2-BS441	—	1	—
		NP2-BS442	—	—	1
	φ 40	NP2-BS541	●	1	—
		NP2-BS542	—	—	1
φ 60	NP2-BS641	—	1	—	
	NP2-BS642	—	—	1	
	φ 30	NP2-BS443	—	2	—
		NP2-BS444	—	—	2
		NP2-BS445	—	1	1
	φ 40	NP2-BS543	—	2	—
		NP2-BS544	●	—	2
		NP2-BS545	—	1	1
φ 60	NP2-BS643	—	2	—	
	NP2-BS644	—	—	2	
	NP2-BS645	—	1	1	

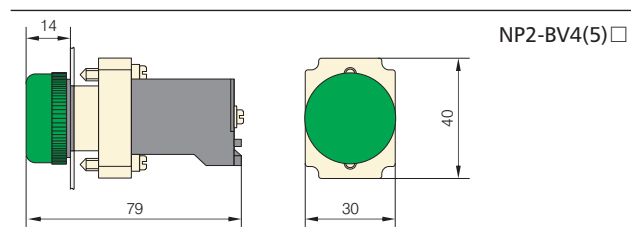
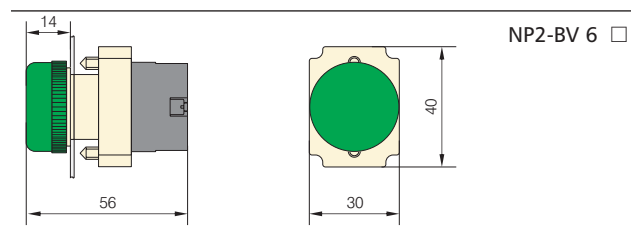
Dimensions (mm)



★ Indicator

NP2-BV □□	Lamp-Voltage	Model	Color
	LED: AC 6V, 12V, 24V, 36V, 48V, 110V, 230V	NP2-BV61	○
		NP2-BV63	●
		NP2-BV64	●
		NP2-BV65	●
		NP2-BV66	●
		NP2-BV41	○
	LED: AC 6V Transformer 230V	NP2-BV43	●
		NP2-BV44	●
		NP2-BV45	●
		NP2-BV46	●
	LED: AC 6V Transformer 380V	NP2-BV51	○
		NP2-BV53	●
		NP2-BV54	●
		NP2-BV55	●
		NP2-BV56	●
		NP2-BV56	●

Dimensions (mm)



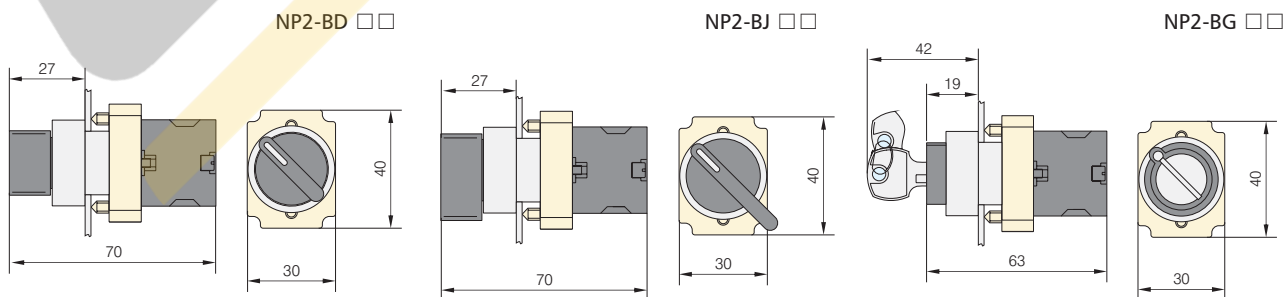
★ Selector Switches (2 positions)-(Non-illuminated)

★ Selector Switches (3 positions)-(Non-illuminated)

NP2-BD (J, G) □□	Metal	Selector Switches	↙	↘
	NP2-BD21		1	—
	NP2-BD22		—	1
	NP2-BD23		2	—
	NP2-BD24		—	2
	NP2-BD25		1	1
	NP2-BD41	1	—	
	NP2-BD42		—	1
	NP2-BD43		2	—
	NP2-BD44		—	2
	NP2-BD45		1	1
	NP2-BJ21		1	—
	NP2-BJ22	—	1	
	NP2-BJ23		2	—
	NP2-BJ24		—	2
	NP2-BJ25		1	1
	NP2-BJ41		1	—
	NP2-BJ42		—	1
	NP2-BJ43	2	—	
	NP2-BJ44		—	2
	NP2-BJ45		1	1
	NP2-BG21		1	—
	NP2-BG22		—	1
	NP2-BG23		2	—
	NP2-BG24	—	2	
	NP2-BG25		1	1
	NP2-BG21B		1	—
	NP2-BG22B		—	1
	NP2-BG23B		2	—
	NP2-BG24B		—	2
	NP2-BG25B	1	1	
	NP2-BG41		1	—
	NP2-BG42		—	1
	NP2-BG43		2	—
	NP2-BG44		—	2
	NP2-BG45		1	1

NP2-BD (J, G) □□	Metal	Selector Switches	↙	↘
	NP2-BD31		1	—
	NP2-BD32		—	1
	NP2-BD33		2	—
	NP2-BD34		—	2
	NP2-BD35		1	1
	NP2-BD51	1	—	
	NP2-BD52		—	1
	NP2-BD53		2	—
	NP2-BD54		—	2
	NP2-BD55		1	1
	NP2-BJ31		1	—
	NP2-BJ32	—	1	
	NP2-BJ33		2	—
	NP2-BJ34		—	2
	NP2-BJ35		1	1
	NP2-BJ51		1	—
	NP2-BJ52		—	1
	NP2-BJ53	2	—	
	NP2-BJ54		—	2
	NP2-BJ55		1	1
	NP2-BG31		1	—
	NP2-BG32		—	1
	NP2-BG33		2	—
	NP2-BG34	—	2	
	NP2-BG35		1	1
	NP2-BG51		1	—
	NP2-BG52		—	1
	NP2-BG53		2	—
	NP2-BG54		—	2
	NP2-BG55	1	1	
	NP2-BG31D		1	—
	NP2-BG32D		—	1
	NP2-BG33D		2	—
	NP2-BG34D		—	2
	NP2-BG35D		1	1

Dimensions (mm)



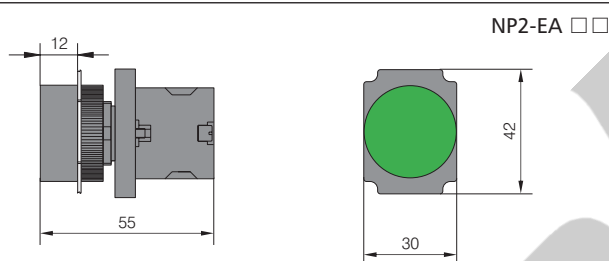
Pushbuttons

★ Momentary Flush Pushbutton (Non-illuminated)

NP2-EA □□	Model	Color	Switch	
			↙	↘
	NP2-EA11	○	1	—
	NP2-EA21	●	1	—
	NP2-EA31	●	1	—
	NP2-EA41	●	1	—
	NP2-EA51	●	1	—
	NP2-EA61	●	1	—
	NP2-EA12	○	—	1
	NP2-EA22	●	—	1
	NP2-EA32	●	—	1
	NP2-EA42	●	—	1
	NP2-EA52	●	—	1
	NP2-EA62	●	—	1

NP2-EA □□	Model	Color	Switch	
			↙	↘
	NP2-EA13	○	2	—
	NP2-EA23	●	2	—
	NP2-EA33	●	2	—
	NP2-EA43	●	2	—
	NP2-EA53	●	2	—
	NP2-EA63	●	2	—
	NP2-EA14	○	—	2
	NP2-EA24	●	—	2
	NP2-EA34	●	—	2
	NP2-EA44	●	—	2
	NP2-EA54	●	—	2
	NP2-EA64	●	—	2
	NP2-EA15	○	1	1
	NP2-EA25	●	1	1
	NP2-EA35	●	1	1
	NP2-EA45	●	1	1
	NP2-EA55	●	1	1
	NP2-EA65	●	1	1

Dimensions (mm)

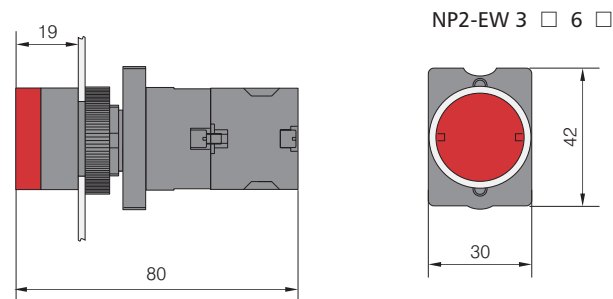


★ Momentary Flush Pushbutton (Illuminated)


NP2-EW3 □□	Lamp-Voltage	Model	Color	Switch	
				↙	↘
	LED: AC 6V, 12V, 24V, 36V, 48V, 110V, 230V	NP2-EW3161	○	1	—
		NP2-EW3361	●	1	—
		NP2-EW3461	●	1	—
		NP2-EW3561	●	1	—
		NP2-EW3661	●	1	—
		NP2-EW3162	○	—	1
		NP2-EW3362	●	—	1
		NP2-EW3462	●	—	1
		NP2-EW3562	●	—	1
		NP2-EW3662	●	—	1
		NP2-EW3163	○	2	—
		NP2-EW3363	●	2	—
	LED: AC 6V, 12V, 24V, 36V, 48V, 110V, 230V	NP2-EW3463	●	2	—
		NP2-EW3563	●	2	—
		NP2-EW3663	●	2	—
		NP2-EW3164	○	—	2
		NP2-EW3364	●	—	2
		NP2-EW3464	●	—	2
		NP2-EW3564	●	—	2
		NP2-EW3664	●	—	2


NP2-EW3 □□	Lamp-Voltage	Model	Color	Switch	
				↙	↘
	LED: AC 6V, 12V, 24V, 36V, 48V, 110V, 230V	NP2-EW3165	○	1	1
		NP2-EW3365	●	1	1
		NP2-EW3465	●	1	1
		NP2-EW3565	●	1	1
		NP2-EW3665	●	1	1

Dimensions (mm)



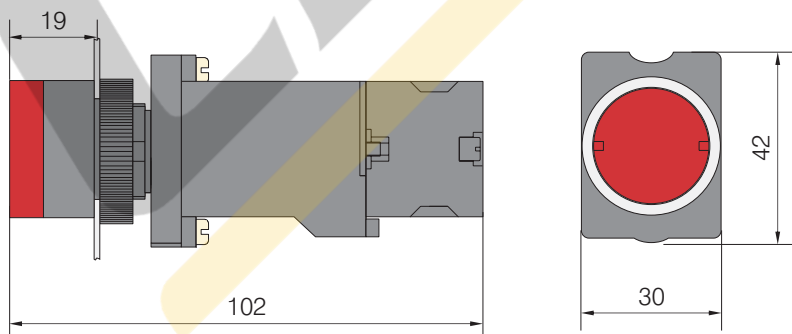
★ Momentary Flush Pushbutton (transformer type) (Illuminated)

NP2-EW3 □□	Lamp-Voltage	Model	Color	↘	↙
	Transformer Type: LED: AC 230V	NP2-EW3141	○	1	—
		NP2-EW3341	●	1	—
		NP2-EW3441	●	1	—
		NP2-EW3541	●	1	—
		NP2-EW3641	●	1	—
		NP2-EW3142	○	—	1
		NP2-EW3342	●	—	1
		NP2-EW3442	●	—	1
		NP2-EW3542	●	—	1
		NP2-EW3642	●	—	1
		NP2-EW3143	○	2	—
		NP2-EW3343	●	2	—
		NP2-EW3443	●	2	—
		NP2-EW3543	●	2	—
		NP2-EW3643	●	2	—
		NP2-EW3144	○	—	2
		NP2-EW3344	●	—	2
		NP2-EW3444	●	—	2
		NP2-EW3544	●	—	2
		NP2-EW3644	●	—	2
NP2-EW3145	○	1	1		
NP2-EW3345	●	1	1		
NP2-EW3445	●	1	1		
NP2-EW3545	●	1	1		
NP2-EW3645	●	1	1		

NP2-EW3 □□	Lamp-Voltage	Model	Color	↘	↙
	Transformer Type: LED: AC 380V	NP2-EW3151	○	1	—
		NP2-EW3351	●	1	—
		NP2-EW3451	●	1	—
		NP2-EW3551	●	1	—
		NP2-EW3651	●	1	—
		NP2-EW3152	○	—	1
		NP2-EW3352	●	—	1
		NP2-EW3452	●	—	1
		NP2-EW3552	●	—	1
		NP2-EW3652	●	—	1
		NP2-EW3153	○	2	—
		NP2-EW3353	●	2	—
		NP2-EW3453	●	2	—
		NP2-EW3553	●	2	—
		NP2-EW3653	●	2	—
		NP2-EW3154	○	—	2
		NP2-EW3354	●	—	2
		NP2-EW3454	●	—	2
		NP2-EW3554	●	—	2
		NP2-EW3654	●	—	2
NP2-EW3155	○	1	1		
NP2-EW3355	●	1	1		
NP2-EW3455	●	1	1		
NP2-EW3555	●	1	1		
NP2-EW3655	●	1	1		

Dimensions (mm)

NP2-EW 3 □ 4 □



Pushbuttons

★ ϕ 40 Momentary Mushroom button -(Non-illuminated)

NP2-EC □□	Model	Color		
	NP2-EC11	○	1	—
	NP2-EC21	●	1	—
	NP2-EC31	●	1	—
	NP2-EC41	●	1	—
	NP2-EC51	●	1	—
	NP2-EC61	●	1	—
	NP2-EC12	○	—	1
	NP2-EC22	●	—	1
	NP2-EC32	●	—	1
	NP2-EC42	●	—	1
	NP2-EC52	●	—	1
	NP2-EC62	●	—	1
	NP2-EC13	○	2	—
	NP2-EC23	●	2	—
	NP2-EC33	●	2	—
	NP2-EC43	●	2	—
	NP2-EC53	●	2	—
	NP2-EC63	●	2	—
	NP2-EC14	○	—	2
	NP2-EC24	●	—	2
	NP2-EC34	●	—	2
	NP2-EC44	●	—	2
	NP2-EC54	●	—	2
	NP2-EC64	●	—	2
	NP2-EC15	○	1	1
	NP2-EC25	●	1	1
	NP2-EC35	●	1	1
	NP2-EC45	●	1	1
	NP2-EC55	●	1	1
	NP2-EC65	●	1	1

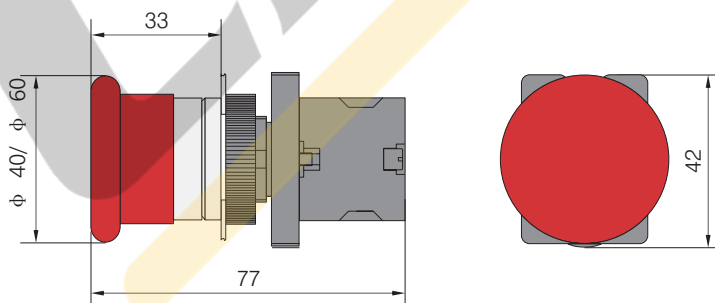


★ ϕ 60 Momentary Mushroom button -(Non-illuminated)

NP2-ER □□	Model	Color		
	NP2-ER11	○	1	—
	NP2-ER21	●	1	—
	NP2-ER31	●	1	—
	NP2-ER41	●	1	—
	NP2-ER51	●	1	—
	NP2-ER61	●	1	—
	NP2-ER12	○	—	1
	NP2-ER22	●	—	1
	NP2-ER32	●	—	1
	NP2-ER42	●	—	1
	NP2-ER52	●	—	1
	NP2-ER62	●	—	1
	NP2-ER13	○	2	—
	NP2-ER23	●	2	—
	NP2-ER33	●	2	—
	NP2-ER43	●	2	—
	NP2-ER53	●	2	—
	NP2-ER63	●	2	—
	NP2-ER14	○	—	2
	NP2-ER24	●	—	2
	NP2-ER34	●	—	2
	NP2-ER44	●	—	2
	NP2-ER54	●	—	2
	NP2-ER64	●	—	2
	NP2-ER15	○	1	1
	NP2-ER25	●	1	1
	NP2-ER35	●	1	1
	NP2-ER45	●	1	1
	NP2-ER55	●	1	1
	NP2-ER65	●	1	1





Dimensions (mm)

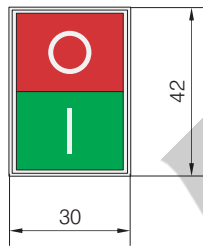
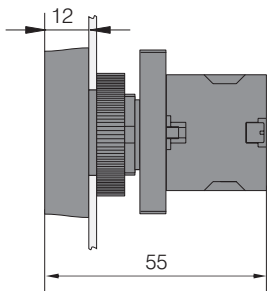


NP2-EC □□
NP2-ER □□

★ Double-headed flush momentary button -(Non-illuminated)



NP2-EL8 □□	Lamp-Voltage	Model	Color	{	}
	-----	NP2-EL8325	● + ●	1	1
	-----	NP2-EL8425	● + ●	1	1

Dimensions (mm)

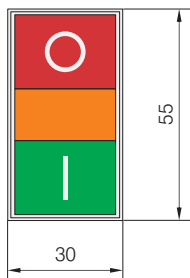
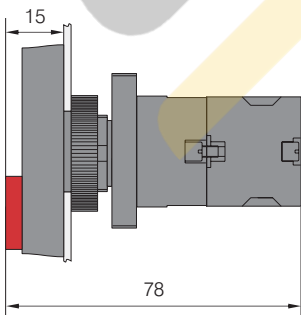


NP2-EL8325

★ Double-headed flush momentary button (Illuminated)

NP2-EW8 □□	Lamp-Voltage	Model	Color	{	}
	LED: AC 6V, 12V, 24V, 36V, 48V, 110V, 230V	NP2-EW8465	● + ●	1	1
	INCANDESCENCE LED: AC 6V Transformer: 230V	NP2-EW8445	● + ●	1	1
	INCANDESCENCE LED: AC 6V Transformer: 380V	NP2-EW8455	● + ●	1	1

Dimensions (mm)



NP2-EW 8 □ 6 □

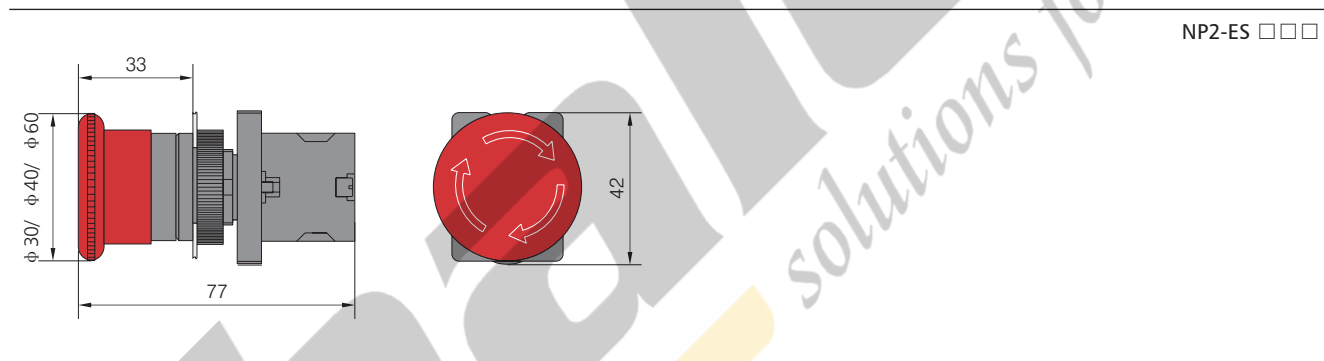
Pushbuttons



★ Mushroom button (Emergency Stop button)-(Non-illuminated)

NP2-ES □□	Mushroom-Diameter	Model	Color		
	φ 30	NP2-ES441	●	1	—
		NP2-ES442		—	1
	φ 40	NP2-ES541		1	—
		NP2-ES542		—	1
	φ 60	NP2-ES641		1	—
		NP2-ES642		—	1
	φ 30	NP2-ES443	●	2	—
		NP2-ES444		—	2
		NP2-ES445		1	1
	φ 40	NP2-ES543		2	—
		NP2-ES544		—	2
		NP2-ES545		1	1
	φ 60	NP2-ES643		2	—
		NP2-ES644		—	2
		NP2-ES645		1	1

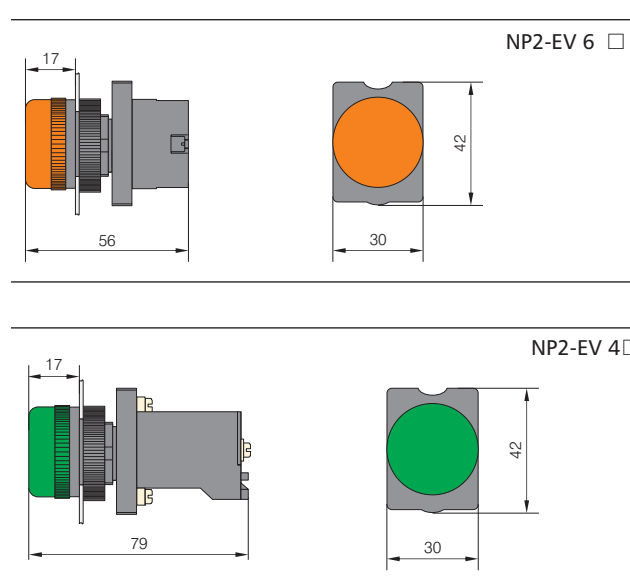
Dimensions (mm)




★ Indicator

NP2-EV □□	Lamp-Voltage	Model	Color	
	LED: AC 6V, 12V, 24V, 36V, 48V, 110V, 230V	NP2-EV61	○	
		NP2-EV63	●	
		NP2-EV64	●	
		NP2-EV65	●	
		NP2-EV66	●	
		NP2-EV41	○	
	INCANDESCENCE LED: AC 6V Transformer: 230V	NP2-EV43	●	
		NP2-EV44	●	
		NP2-EV45	●	
		NP2-EV46	●	
		INCANDESCENCE LED: AC 6V Transformer: 380V	NP2-EV51	○
			NP2-EV53	●
NP2-EV54	●			
		NP2-EV55	●	
		NP2-EV56	●	



Dimensions (mm)





★ Indicator (compact)

NP2-EV16 □□	Lamp-Voltage	Model	Color
	LED: AC 6V, 12V, 24V, 36V, 48V, 110V, 230V	NP2-EV161	○
		NP2-EV163	●
		NP2-EV164	●
		NP2-EV165	●
		NP2-EV166	●

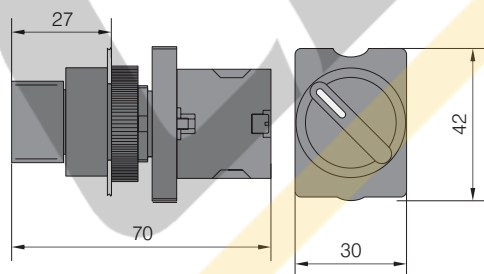
★ Selector Switches (2 positions)-(Non-illuminated)

NP2-ED (J, G) □□	Metal	Selector Switches	↙	↘
	NP2-ED21	↙	1	—
	NP2-ED22		—	1
	NP2-ED23		2	—
	NP2-ED24		—	2
	NP2-ED25		1	1
	NP2-ED41	↘	1	—
	NP2-ED42		—	1
	NP2-ED43		2	—
	NP2-ED44		—	2
	NP2-ED45		1	1
	NP2-EJ21	↙	1	—
	NP2-EJ22		—	1
	NP2-EJ23		2	—
	NP2-EJ24		—	2
	NP2-EJ25		1	1
	NP2-EJ41	↘	1	—
	NP2-EJ42		—	1
	NP2-EJ43		2	—
	NP2-EJ44		—	2
	NP2-EJ45		1	1

★ Selector Switches (3 positions)-(Non-illuminated)

NP2-ED (J, G) □□	Metal	Selector Switches	↙	↘
	NP2-ED31	↙	1	—
	NP2-ED32		—	1
	NP2-ED33		2	—
	NP2-ED34		—	2
	NP2-ED35		1	1
	NP2-ED51	↘	1	—
	NP2-ED52		—	1
	NP2-ED53		2	—
	NP2-ED54		—	2
	NP2-ED55		1	1
	NP2-EJ31	↙	1	—
	NP2-EJ32		—	1
	NP2-EJ33		2	—
	NP2-EJ34		—	2
	NP2-EJ35		1	1
	NP2-EJ51	↘	1	—
	NP2-EJ52		—	1
	NP2-EJ53		2	—
	NP2-EJ54		—	2
	NP2-EJ55		1	1

Dimensions (mm)



NP2-ED □□

Pushbuttons

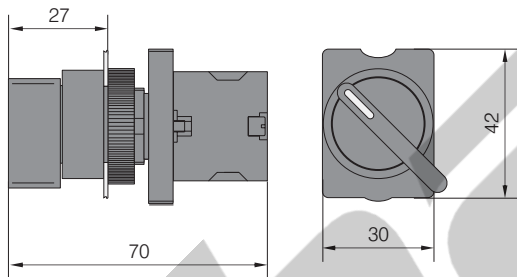
★ Selector Switches (2 positions)-(Non-illuminated)

NP2-ED (J, G) □□	Metal	Selector Switches	↖	↗
	NP2-EG21		1	—
	NP2-EG22		—	1
	NP2-EG23		2	—
	NP2-EG24		—	2
	NP2-EG25		1	1
	NP2-EG41		1	—
	NP2-EG42		—	1
	NP2-EG43		2	—
	NP2-EG44		—	2
	NP2-EG45		1	1
	NP2-EG21B		1	—
	NP2-EG22B		—	1
	NP2-EG23B		2	—
	NP2-EG24B		—	2
	NP2-EG25B		1	1

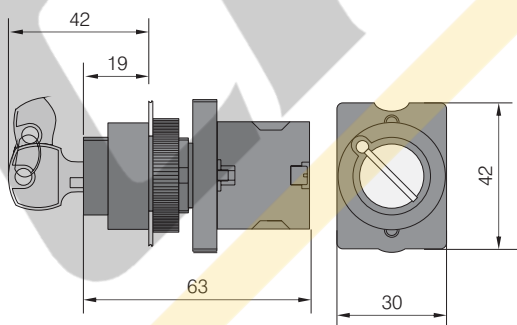
★ Selector Switches (3 positions)-(Non-illuminated)

NP2-ED (J, G) □□	Metal	Selector Switches	↖	↗
	NP2-EG31		1	—
	NP2-EG32		—	1
	NP2-EG33		2	—
	NP2-EG34		—	2
	NP2-EG35		1	1
	NP2-EG51		1	—
	NP2-EG52		—	1
	NP2-EG53		2	—
	NP2-EG54		—	2
	NP2-EG55		1	1
	NP2-EG31D		1	—
	NP2-EG32D		—	1
	NP2-EG33D		2	—
	NP2-EG34D		—	2
	NP2-EG35D		1	1

NP2-EJ □□





NP2-EG □□




Head


★ Flush Momentary button-(Non-illuminated)

NP2-BA □	Metal	Specifications
	NP2-BA1	○
	NP2-BA2	●
	NP2-BA3	●
	NP2-BA4	●
	NP2-BA5	●
	NP2-BA6	●



NP2-EA □	Plastic	Specifications
	NP2-EA1	○
	NP2-EA2	●
	NP2-EA3	●
	NP2-EA4	●
	NP2-EA5	●
	NP2-EA6	●



★ Flush Momentary button-(Illuminated)

NP2-BW3 □	Metal	Specifications
	NP2-BW31	○
	NP2-BW33	●
	NP2-BW34	●
	NP2-BW35	●
	NP2-BW36	●


NP2-EW3 □	Plastic	Specifications
	NP2-EW31	○
	NP2-EW33	●
	NP2-EW34	●
	NP2-EW35	●
	NP2-EW36	●

★ Double head button-(Non-illuminated)

NP2-BL □□□	Metal	Specifications
	NP2-BL832	Flush button
		Flush button + projecting button


NP2-EL □□□	Plastic	Specifications
	NP2-EL832	Flush button
		Flush button + projecting button


★ Double head button-(Illuminated)

NP2-BW □□	Metal	Specifications
	NP2-BW84	Flush button + projecting button

NP2-EW □□	Plastic	Specifications
	NP2-EW84	Flush button + projecting button






★ Indicator light






NP2-BV/ □	Metal	Specifications
	NP2-BV1	○
	NP2-BV3	●
	NP2-BV4	●
	NP2-BV5	●
	NP2-BV6	●

NP2-EV/ □	Plastic	Specifications
	NP2-EV1	○
	NP2-EV3	●
	NP2-EV4	●
	NP2-EV5	●
	NP2-EV6	●




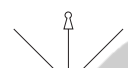
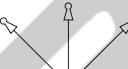


Pushbuttons




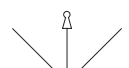
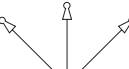


★ Head of Selector Switch-(Non-illuminated)

NP2-BD/ □	Metal	Specifications
	NP2-BD2	
	NP2-BD3	
	NP2-BD4	
	NP2-BD5	


NP2-ED/ □	Plastic	Specifications
	NP2-ED2	
	NP2-ED3	
	NP2-ED4	
	NP2-ED5	


★ Head of Key Selected Switch-(Non-illuminated)

NP2-BG □	Metal	Specifications
	NP2-BG2	
	NP2-BG2B	
	NP2-BG3	
	NP2-BG3D	
	NP2-BG4	
	NP2-BG5	



NP2-EG □	Plastic	Specifications
	NP2-EG2	
	NP2-EG2B	
	NP2-EG3	
	NP2-EG3D	
	NP2-EG4	
	NP2-EG5	


★ Holder

NP2-BZ009	Metal	Specifications
	NP2-BZ009	For NP2-B □□



NP2-EZ009	Plastic	Specifications
	NP2-EZ009	For NP2-E □□



★ Warning label

NP2-BY	Metal	Specifications
	NP2-BY9101	φ 60 (printed)
	NP2-BY9330	φ 60 (blank)
	NP2-BY8101	φ 90 (printed)
	NP2-BY8330	φ 90 (blank)



NP2-BZ	Metal	Specifications
	NP2-BZ31	30mm(H)X45mm(L)

★ Head-enclosure of Push-button- (Water proof)



	Specifications
	For NP2-BP
	For NP2-BA(EA)

	Specifications
	For NP2-BL(EL)832
	For NP2-BL(EL)842


★ Contact block


NP2-BE □□□	Metal	Specifications
	NP2-BE101	NO Contact
	NP2-BE102	NC Contact

★ Base for Illuminated (without bulb)

NP2-EW □/EV □	Metal	Specifications
	NP2-EW6/EV6	Direct type
	NP2-EW4/EV4 220V NP2-EW5/EV5 380V	Transformer type

★ Lamp (LED)

BA9s	Specifications
	AC/DC 6V ○
	AC/DC 6V ●
	AC/DC 6V ●
	AC/DC 6V ●
	AC/DC 6V ●
	AC/DC 6V ●
	AC/DC 12V ○
	AC/DC 12V ●
	AC/DC 12V ●
	AC/DC 12V ●
	AC/DC 12V ●
	AC/DC 12V ●
	AC/DC 24V ○
	AC/DC 24V ●
	AC/DC 24V ●
	AC/DC 24V ●
	AC/DC 24V ●
	AC/DC 24V ●
	AC/DC 24V ●
	AC/DC 24V ●
	AC/DC 36V ○
	AC/DC 36V ●
	AC/DC 36V ●
	AC/DC 36V ●
	AC/DC 36V ●
	AC/DC 48V ○
	AC/DC 48V ●
	AC/DC 48V ●
	AC/DC 48V ●

BA9s	Specifications
	AC/DC 48V ●
	AC/DC 110V ○
	AC/DC 110V ●
	AC/DC 110V ●
	AC/DC 110V ●
	AC/DC 110V ●
	AC/DC 110V ●
	AC/DC 220V ○
	AC/DC 220V ●
	AC/DC 220V ●
	AC/DC 220V ●
	AC/DC 220V ●

Pushbuttons

★ Enclosure

PIC	Model
	NP2-B01
	NP2-B02
	NP2-B03
	NP2-J01
	NP2-B101H29
	NP2-B102
	NP2-B103
	NP2-B111H29

★ Enclosure

PIC	Model
	NP2-B112
	NP2-B114
	NP2-B132H29
	NP2-B142H29
	NP2-B164H29
	NP2-J174
	NP2-J174H29

★ Enclosure

PIC	Model
	NP2-B211H29
	NP2-B213
	NP2-B215
	NP2-B222
	NP2-B223

★ Enclosure

PIC	Model
	NP2-B311H29 (Forward, Stop, Reverse)
	NP2-B321H29 (Up, Stop, Down)
	NP2-B324

★ Enclosure

PIC	Model
	NP2-B334
	NP2-B339
	NP2-B341H29 (Close, Stop, Open)
	NP2-B361H29 (Stop, Start)

★ Enclosure

PIC	Model
	NP2-B363
	NP2-B366

